



APPENDIX A: COMMUNITY SURVEY RESULTS

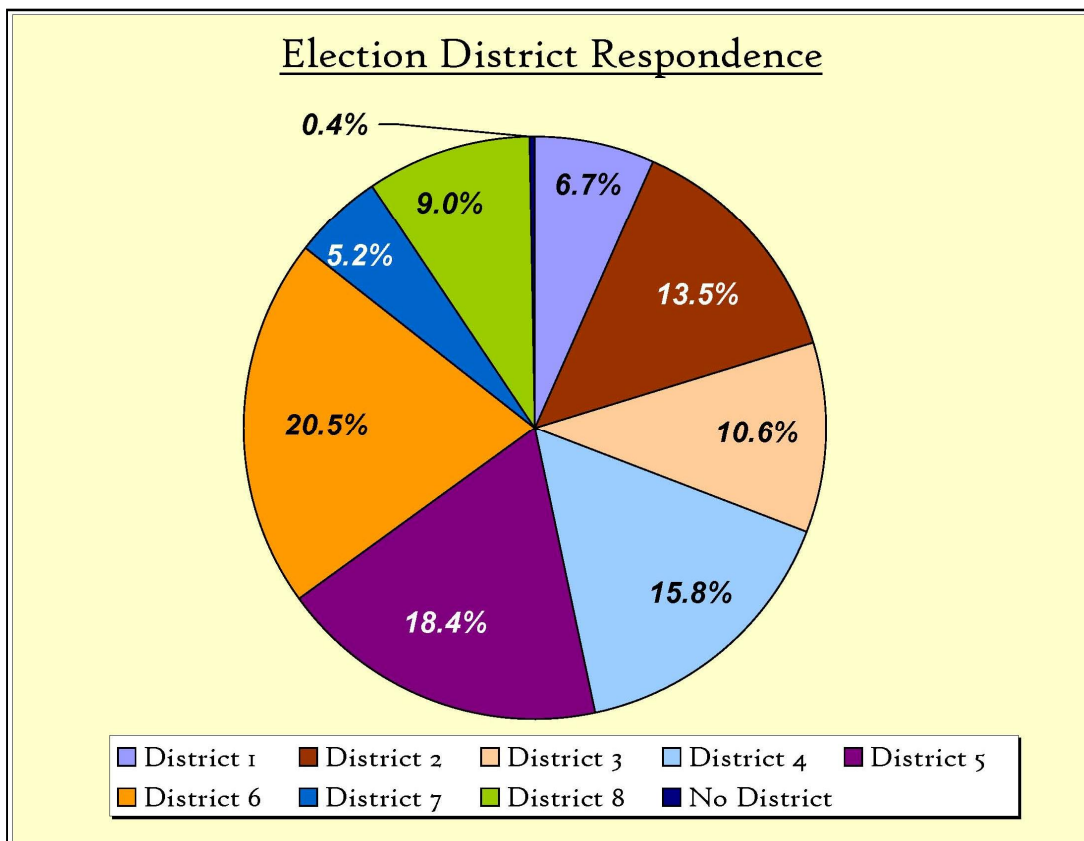




INTRODUCTION & BACKGROUND

The residents are the largest single stakeholders in the future of the Town of North Greenbush, and their input is an integral component to the development of the Comprehensive Plan. In March of 2006, the Town of North Greenbush advertised and distributed a Community Survey to obtain more public input in addition to information acquired at public meetings. The survey was distributed in the local paper, through the Town’s web site, and also through mass mailings. The survey touched upon various aspects of the Town including the adequacy of existing services, the need for future services, and where the Town should encourage development and focus their resources. Those completing the survey could also add additional information on any topics within the survey or issues they felt should be included.

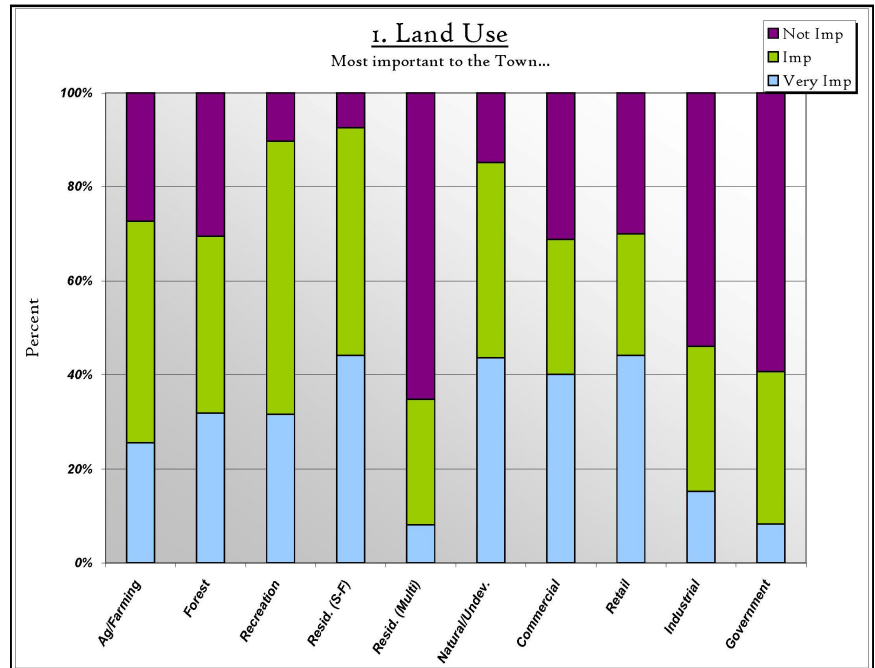
By the established return deadline, 815 surveys were returned and the results were tabulated. As seen in the graph below, the majority of the respondents indicated they were from election districts two through six, while the remainder were from districts 1, 7, 8, or did not indicate their district. Though a majority of the surveys were returned fully completed, several were partially completed. Therefore, a number of responses may vary for some questions. The survey in its entirety is included at the end of this appendix.





QUESTION 1

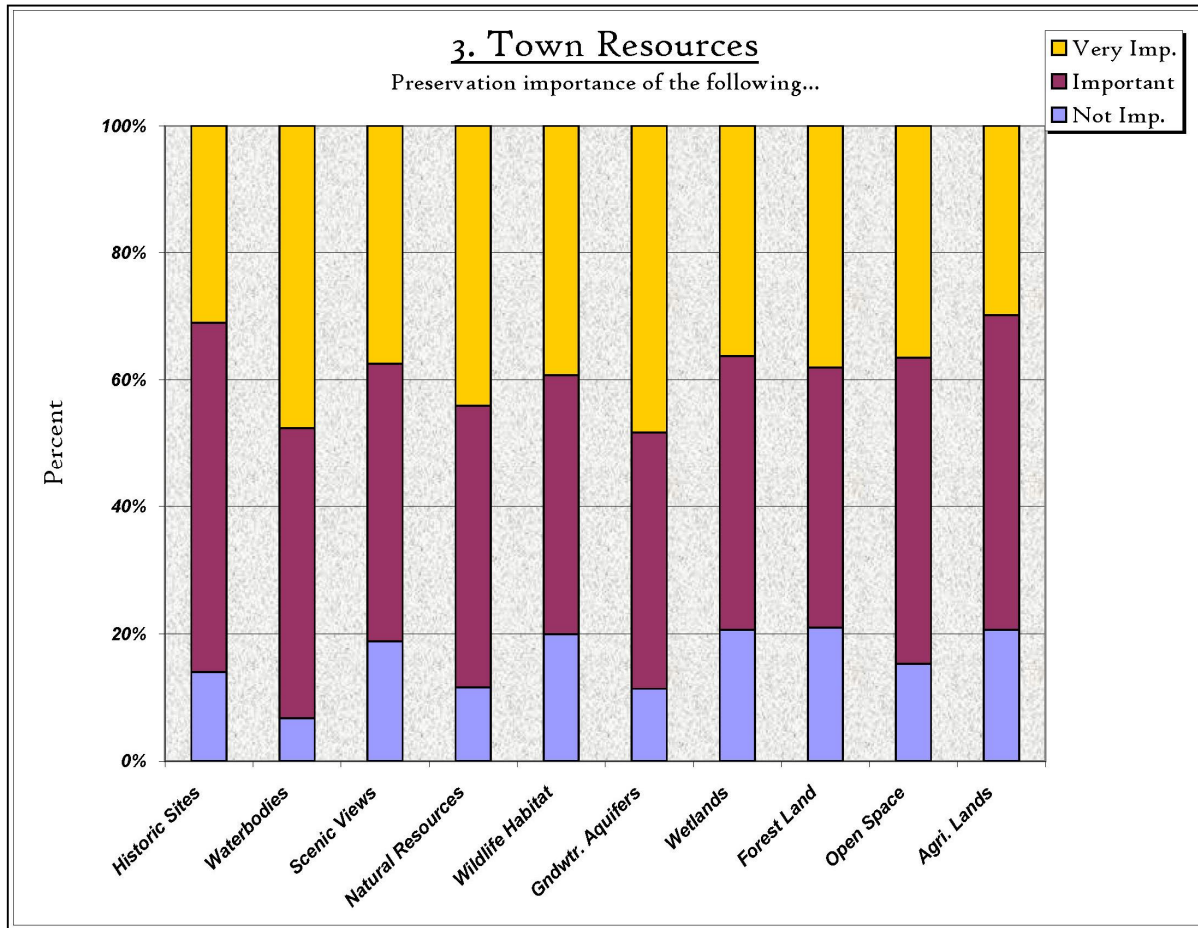
Land uses determine the character of a community and influence the type and style of development that is desired. In the first question, respondents were asked what the most important land use(s) were to the future of the Town. As seen in the chart below, 80 percent or more responded that single-family residential, recreational, and natural/undeveloped space were the most important land uses for the future of the area. Conversely, the least important land uses in the Town, according to 60 percent of those surveyed, were multi-family residential and government uses. These results indicate the community’s desire for lower density development with increased active and passive recreational spaces.



QUESTION 2

Respondents were asked to rate the level of the existing services provided by the Town as adequate, some improvement needed, or much improvement needed. Seventy percent or more of those surveyed felt that the emergency services (police, fire and ambulance) were adequate. Infrastructure, such as road maintenance and water/sewer, recreational opportunities, and youth programming were each split almost evenly among the respondents. These services may need improvements in certain portions of the Town and the survey indicates the potential need for additional review. The quality of service of the Town administration received the lowest opinion, with almost 50 percent of the respondents indicating “much improvement needed.”





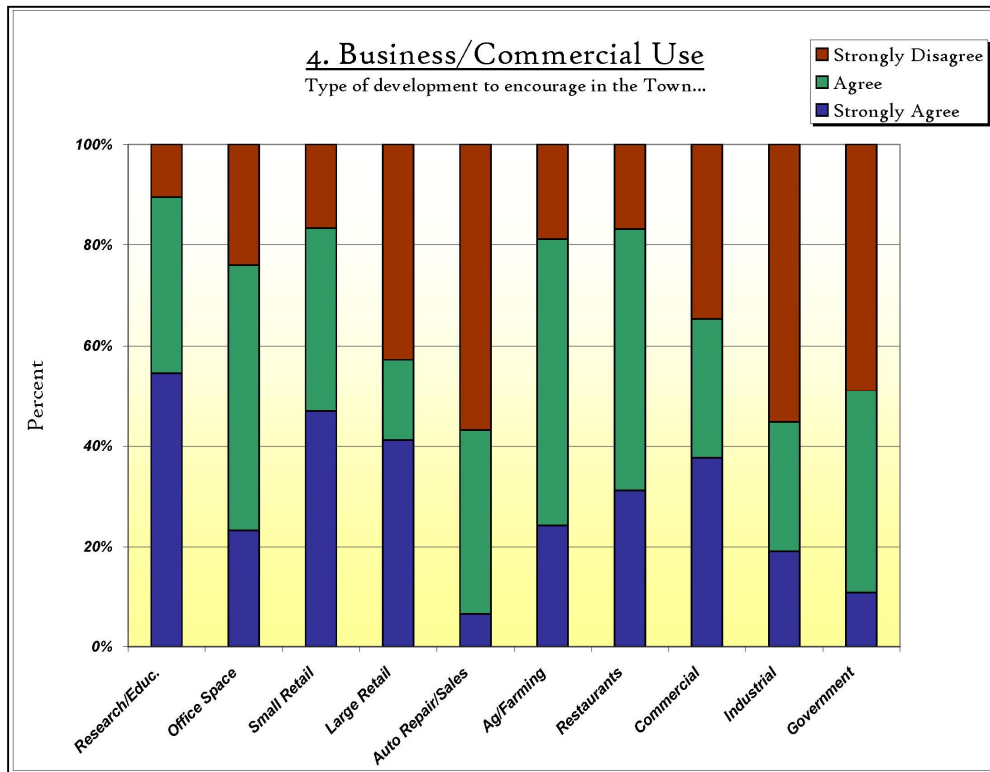
QUESTION 3

In addition to land uses, natural and cultural resources, such as historic sites, scenic views, and forested areas help to define the character of a community. Question three asked the importance of the preservation of various natural and cultural resources in North Greenbush. Overall, eighty percent or more of the respondents felt all the categories were important features to be preserved in the Town. Approximately 70 percent of those surveyed felt the preservation of waterbodies and ground water aquifers had the greatest importance among all categories according to the chart above.



QUESTION 4

Business and commercial development help a municipality increase its tax base and help to attract additional residents to the area. The survey listed various types of general business and commercial uses and asked the respondents which use or uses the Town should encourage in the future and also the preferred location for development. With the success of Rensselaer Polytechnic Institute’s Tech Park, further development in the fields of research and education were indicated by almost 90 percent of the respondents. Other fields to encourage future development include small retail, agriculture/farming, and restaurants. This reflects the community’s desire to maintain a “small town feel” for North Greenbush in the future. More than 50 percent of those surveyed strongly discouraged auto-oriented uses, as well as industrial and governmental development.



The second part of the question asked the preferred location for development of each use. Not all those who completed the survey answered this portion of the question. The results are shown below, however, the chart may not accurately reflect the views of the community.

District	Research/Educational	Office Space	Small Retail	Large Retail	Auto Repair/Sales	Ag/Farming	Restaurants	Commercial	Industrial	Government
District 1	1	1	0	0	7	2	2	0	0	7
District 2	0	0	43	0	0	0	0	0	0	0
District 3	0	1	0	0	9	0	0	1	3	10
District 4	0	0	0	0	0	0	0	0	0	0
District 5	0	0	0	0	0	0	0	0	0	0
District 6	2	0	0	0	8	2	2	4	1	7
District 7	0	4	0	0	8	2	0	0	3	8
District 8	0	0	0	1	8	1	1	2	1	4



QUESTION 5

Question five asked respondents to rate the quality of life in North Greenbush based on housing, schools, services, and other features. Seventy-five percent or more of those surveyed indicated that the most importance aspects of North Greenbush are the small town nature, the cost of living, the proximity of services, and quality of the local schools. According to the survey results, government services were the least important aspect that influenced the quality of life to residents, followed by transportation.



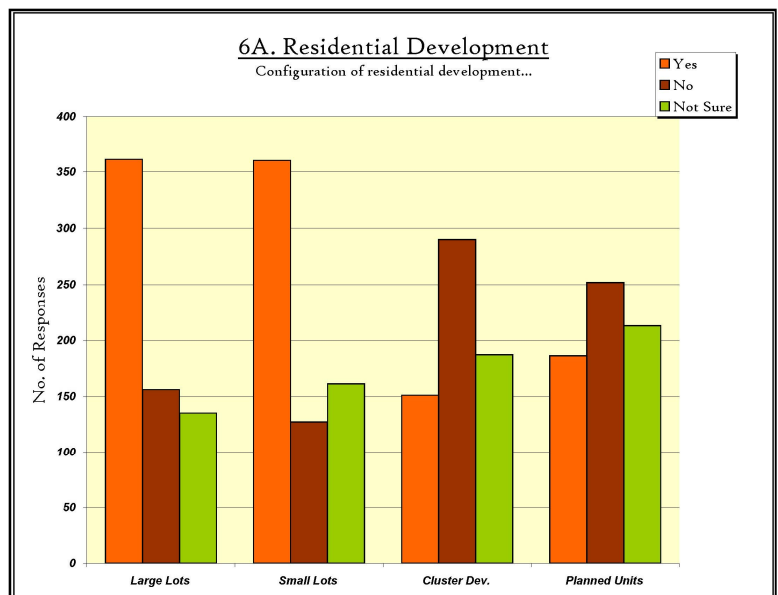


QUESTION 6

Respondents were asked the type of residential development the Town should encourage in the future with the following statements: strongly support, support, or do not support. Similar to the responses in question one, single-family development received the greatest support (approximately 96 percent). This is followed closely by senior housing, which almost 90 percent of those surveyed strongly encouraged, and mirrors the increase in the number of seniors in the Town according to census data and national trends. Conversely, 90 percent or more of the respondents indicated they strongly discouraged the future development of mobile home parks and multi-family dwellings. The respondents were almost evenly split regarding the future development of affordable housing in the Town, which could indicate an opportunity for additional discussion and education for residents.



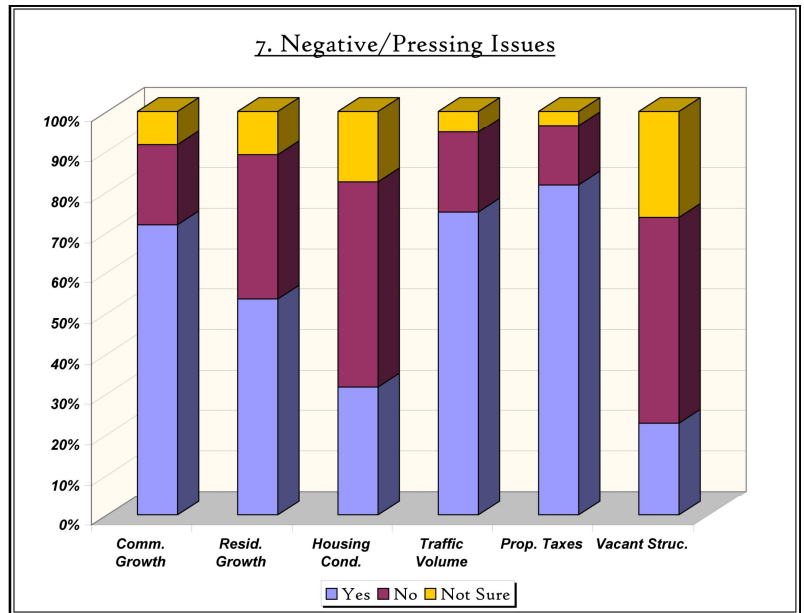
The next portion of this question asked respondents to indicate how the aforementioned development types should be configured in the Town. The majority of those that responded to this question indicated that small lots (less than one acre) and large lots (greater than one acre) received the greatest response. Cluster development and planned development units were discouraged; however, they also had the greatest amount of uncertainty. Additional information on these types of development may help the community understand each style and how they could work in the Town.





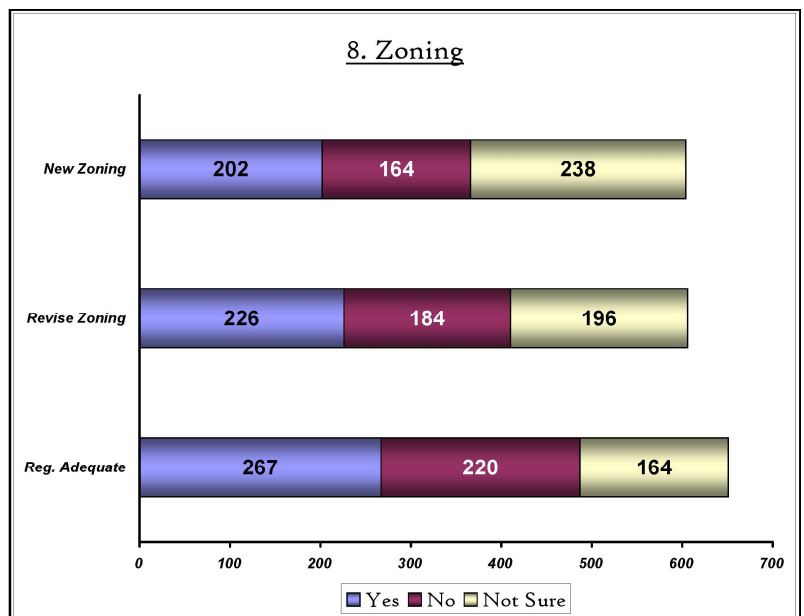
QUESTION 7

Question seven asked respondents out of six general issues which were the most critical currently impacting the Town. According to 75 percent of the respondents, the level of the current property taxes was indicated as the highest priority issue impacting the Town. Commercial growth was also indicated as a high priority issue in the Town, which can be attributed to the increased commercial and “big-box” growth around the Route 4 & 43 corridor. Typically with increased commercial development, especially around a major intersection such as Routes 4 & 43, there is an increase in the amount of traffic. Seventy percent of those surveyed indicated that the volume of traffic is another important issue that should be addressed in the comprehensive plan.



QUESTION 8

Zoning ordinances also help to define the character of a community by regulating the type, size, and sometimes, the style of uses that can occur in specified areas. Up-to-date regulations ensure that newer development accurately reflects the future vision of the community while preserving important features of the Town. Respondents were asked in this question about the status of the current zoning code and if they are adequate, need revision, or need to be completely rewritten.





QUESTION 9

The final question consists of nine general issues that ask the respondents where the Town should focus its efforts and financial resources in the future. Overall, 90 percent of those who took the survey indicated that the existing infrastructure (water, sewer, streets, etc.) needed the greatest attention; industrial growth had the least amount of support. Both statements had similar responses from respondents in previously answered questions. The Town should also look into providing more senior and youth services and protecting open space, according to the survey results – both of which could be accomplished with active and passive recreational spaces for the community.

